


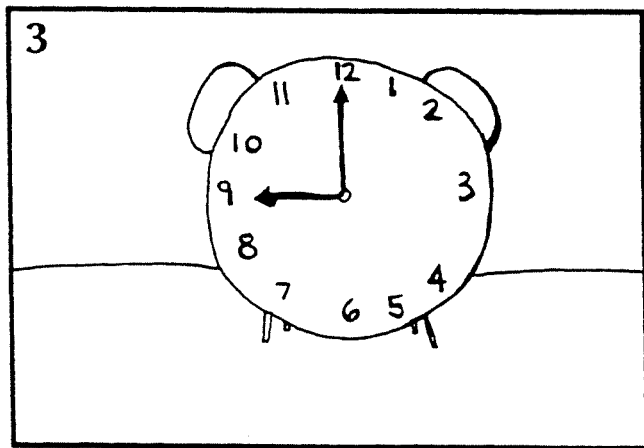




episodio #1



✓ **Exercise #1**

Practice telling episode #1. Use all of the words from the list below.

el lunes
la gatita
se llama

duerme
(está) contento/contenta
el despertador

suenan
come
¡Qué problema!

✓ **Exercise #2**

Your teacher will read six sentences describing different pictures from episode #1. Listen to each sentence. Then decide which picture is being described, and write the number of that picture in the appropriate space.

1. _____

4. _____

2. _____

5. _____

3. _____

6. _____

✓ **Exercise #3**

Complete the following sentences with the word or words which make the sentence true.

1. Hay una _____.

2. La gatita _____ Gabi.

3. El lunes Gabi _____.

4. Gabi come _____ y ahora

está muy _____.

✓ **Exercise #4**

Answer the following questions about episode #1.

1. ¿Qué día es?
2. ¿Cómo se llama la gatita?
3. ¿Qué hace la gatita?
4. ¿Cuál es el problema?
5. ¿Cuál es la solución?

✓ **Exercise #5**

Choose any two pictures from episode #1, and narrate them below.

Picture#

Narration

 **Exercise #6**

You will hear four questions about episode #1. After you hear each question, read the three possible answers and circle the best answer.

- | | | | |
|----|------------------------|----|---------------------------------|
| 1. | a. Sí, es lunes. | 3. | a. Porque duerme. |
| | b. No, no es lunes. | | b. Porque come el despertador. |
| | c. No, es martes. | | c. Porque el despertador suena. |
| 2. | a. Es un despertador. | 4. | a. Gabi no está contenta. |
| | b. Es una gatita. | | b. Gabi no duerme. |
| | c. Gabi está contenta. | | c. Gabi duerme más. |

 **Exercise #7**

The sentences below are false. Change each sentence to make it true.

1. Hay dos gatitas.
2. La gatita se llama Chela.
3. Gabi suena.
4. El despertador come a Gabi.
5. Cuando el despertador suena, Gabi está contenta.
6. El despertador duerme.